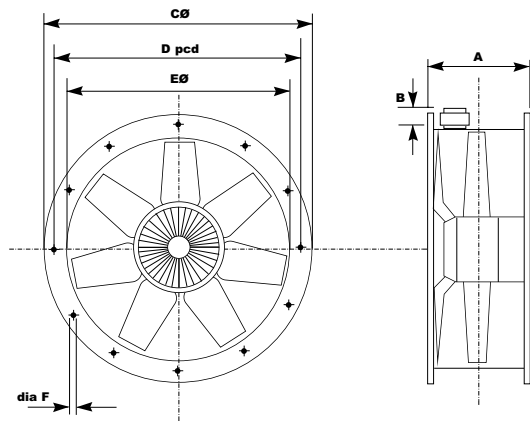


Eurofoil

Short Case Axial Fans

Dimensions (mm)



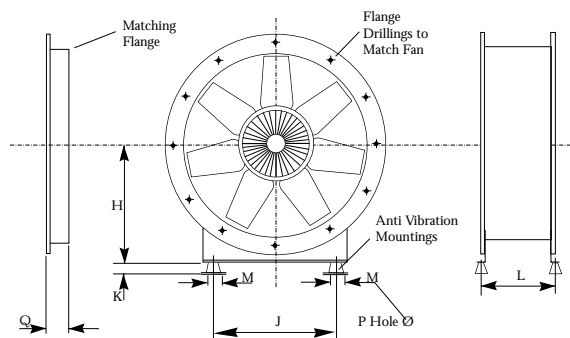
Unit Size	Dimensions in mm						No Holes	Weight kg
	A	B	CØ	D pcd	EØ	FØ		
CA250	170	65	327	292	254	10	4	7
CA315	170*	65	386	355	315	10	8	10
CA350	170*	65	426	395	355	10	8	12
CA400	170	65	487	450	400	12	8	14
CA450	180	65	537	500	450	12	8	18
CA500	180	65	595	560	500	12	12	22
CA560	240	65	655	620	560	12	12	31
CA630	240	65	725	690	630	12	12	35
CA710	240	65	806	770	710	12	16	65
CA800	350	65	896	860	800	12	16	75

* 320mm on 2 Pole motor

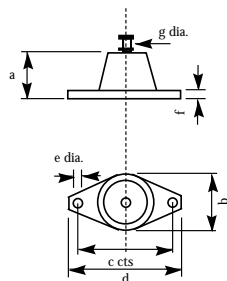
Accessories Dimensions (mm)

To complement the Eurofoil fans, we offer a comprehensive range of purpose made ancillary items. These can be either purchased individually, or for more convenience and economy, they are also available as an ancillary pack containing:

- 4 - Anti vibration mountings
 - 4 - Mounting feet
 - 2 - Matching flanges
 - 2 - Sound barrier flexible connectors (with clips)
- Overall length 150mm



Anti-vibration mounts



Unit size	Dimensions in mm							Weight kg
	H	J	K†	L	M	P	Q	
250	200	180	27	178	54	7	55	7
315	224	224	27	178*	54	7	55	10
350	250	250	27	178*	54	7	55	12
400	280	280	27	178	54	7	63	14
450	315	315	27	187	54	7	63	18
500	315	315	27	187	54	7	69	22
560	355	355	27	252	54	7	69	31
630	400	400	27	252	54	7	69	35
710	435	480	27	260	54	7	69	65
800	473	555	35	390	76	10.5	69	75

† Deflection under load, sizes 315-630 = 4.5mm

* 328mm on 2 Pole motor

Code	a	b	c	d	e	f	g
AVM220/250	27	37	54	67	7	3	M8
AVM285	35	37	76	95	10	4	M12